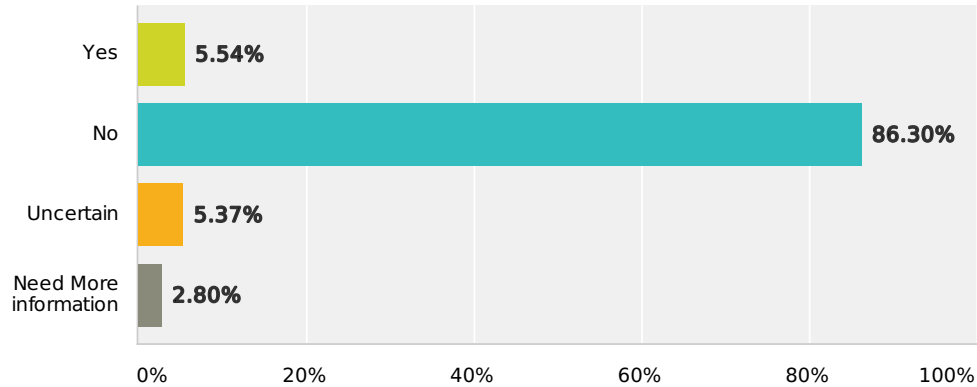


Q1 Do you support the formation of a union of licensed family child care providers?

Answered: 1,788 Skipped: 0



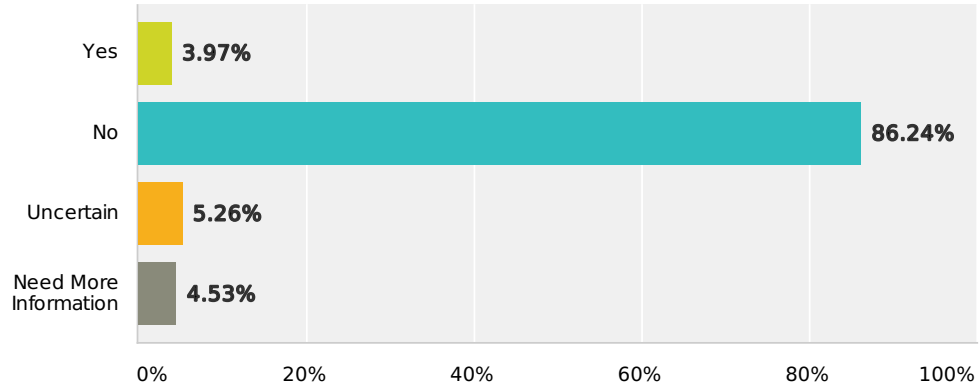
Answer Choices	Responses
Yes	5.54% 99
No	86.30% 1,543
Uncertain	5.37% 96
Need More information	2.80% 50
Total	1,788

Notes about this survey:

This survey was designed and circulated by the Minnesota Licensed Family Child Care Association using the Department of Human Services listing of all Minnesota licensed family child care providers with email addresses. The list included 8,693 providers. The 1,788 respondents to this survey represent a 20% return rate. The survey was conducted from March 7, 2013 - March 13, 2013. Only respondents who answered yes to Question 3 were directed to answer Question 4.

Q2 Do you support the formation of a union of family child care providers as defined in this bill; Licensed and Unlicensed providers serving CCAP families?

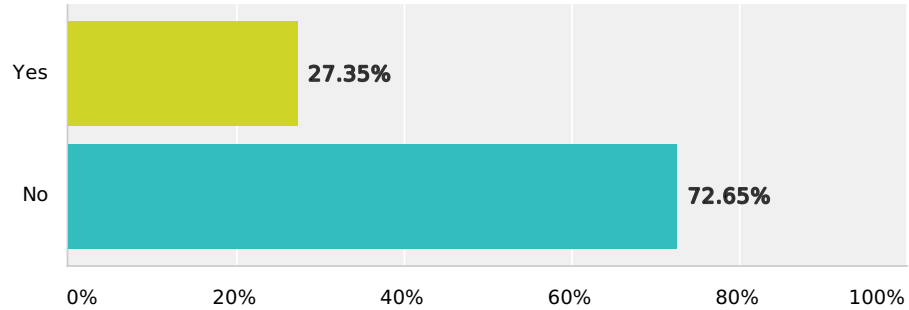
Answered: 1,788 Skipped: 0



Answer Choices	Responses
Yes	3.97% 71
No	86.24% 1,542
Uncertain	5.26% 94
Need More Information	4.53% 81
Total	1,788

Q3 The proposed union is based on licensed and unlicensed providers who serve CCAP families. Do you currently serve a family participating in CCAP?

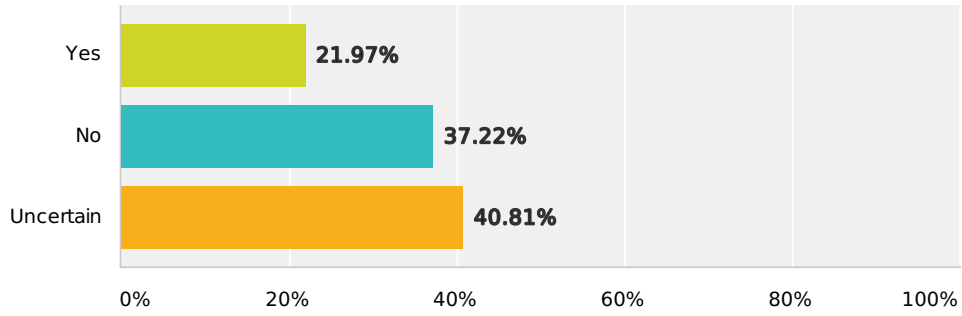
Answered: 1,766 Skipped: 22



Answer Choices	Responses
Yes	27.35% 483
No	72.65% 1,283
Total	1,766

Q4 Will you continue serving CCAP families if a union is recognized as your bargaining unit?

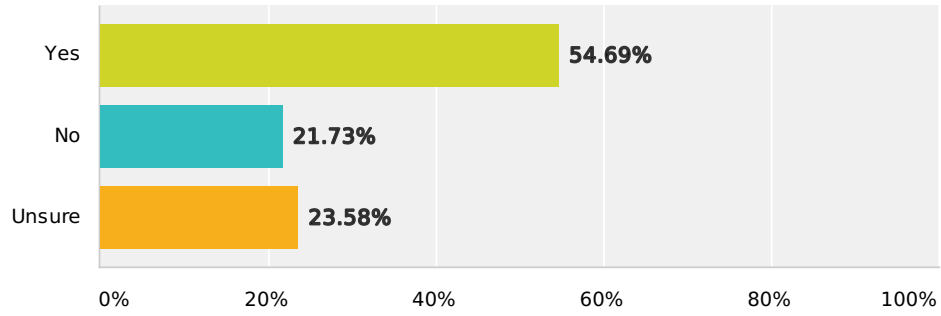
Answered: 446 Skipped: 1,342



Answer Choices	Responses
Yes	21.97% 98
No	37.22% 166
Uncertain	40.81% 182
Total	446

Q5 Are you registered with the state to serve CCAP clients?

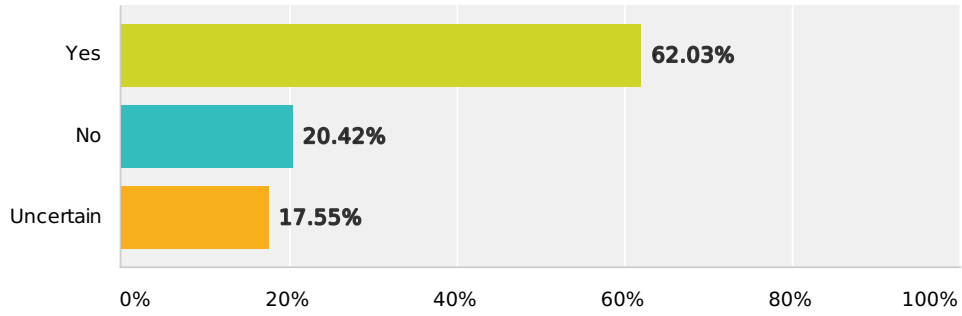
Answered: 1,675 Skipped: 113



Answer Choices	Responses	
Yes	54.69%	916
No	21.73%	364
Unsure	23.58%	395
Total		1,675

Q6 Have you indicated in the recent 'Annual Provider Survey' that you are willing to serve CCAP clients?

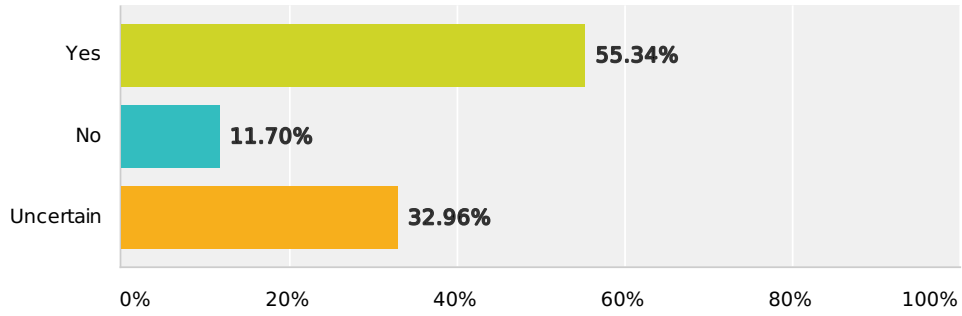
Answered: 1,675 Skipped: 113



Answer Choices	Responses
Yes	62.03% 1,039
No	20.42% 342
Uncertain	17.55% 294
Total	1,675

Q7 Will you raise your business rate as a result of union representation and its tie to the CCAP system?

Answered: 1,675 Skipped: 113



Answer Choices	Responses
Yes	55.34% 927
No	11.70% 196
Uncertain	32.96% 552
Total	1,675